

KNOW BEFORE YOU GO

JACKIE ROBINSON CELEBRATION GAME

Jupiter Hammerheads vs. Palm Beach Frozen Iguanas

DATES, TIMES, AND LOCATION

WEDNESDAY, APRIL 15, 2026

HOLMAN STADIUM - 4001 26th St. Vero Beach, FL 32960

Parking Lots Open @ 4:30pm

Box Office & Will Call Open @ 4:30pm

Gates Open @ 5:00pm

Gift Shop Open @ 4:30pm

First Pitch @ 6:42pm

PARKING

MAIN PARKING: Main parking is located on the stadium's west side with the entrance on 43rd Ave.
2394 43rd Ave. Vero Beach, FL 32960

ADA PARKING: ADA parking is located on the stadium's east side with the entrance on Aviation Blvd.

***ALL PARKING IS FREE.**

TICKETS & SEATING

MOBILE TICKETING: Ensure your mobile tickets are accessible and ready for scanning upon arrival.

Tickets on sale Tuesdays, Thursdays & Saturdays: 10am-1pm at the JRTC Front Desk ahead of April 15th

Children 3 and under are free and do not require a ticket upon entry.

ALL TICKETS ARE GENERAL ADMISSION (GA).

[NO RE-ENTRY]

THIS IS A SPECIAL EVENT: NO REFUNDS OR EXCHANGES

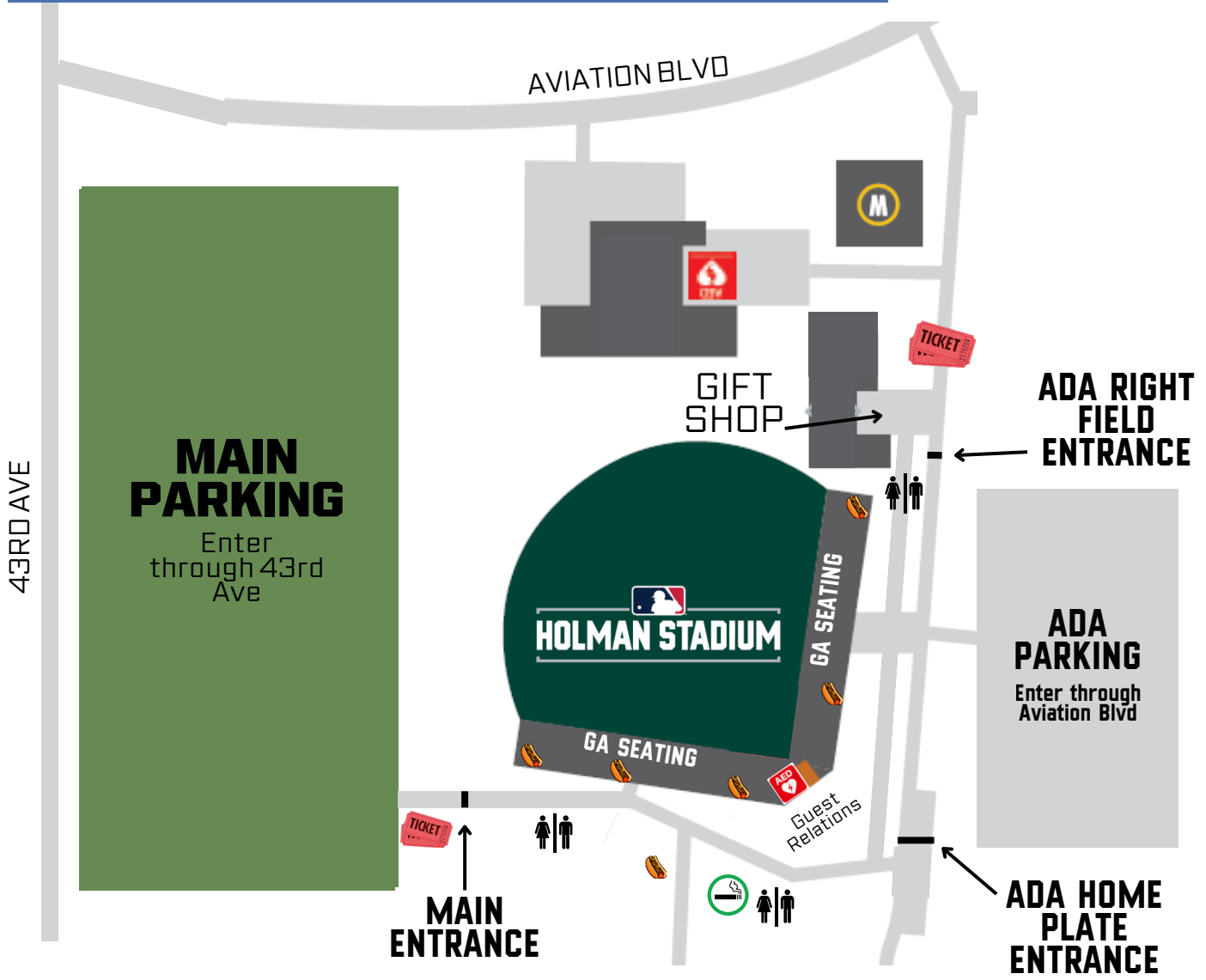
ADA ACCESSIBILITY

ACCESSIBLE PARKING: ADA Parking is located on the East side of the Stadium. The entrance is located on Aviation Blvd. Please note, ADA parking spaces are available on a first-come, first-served basis.

ACCESSIBLE SEATING: There is ADA-accessible seating located along the concourse with ADA companion seats marked. ADA-accessible seating is available on a first-come, first-served basis.

Ramps are located on the south and east sides of Holman Stadium.

STADIUM & PARKING MAP



KEY



TICKET OFFICE LOCATIONS



RESTROOMS



DESIGNATED SMOKING AREA



BALLPARK CONCESSIONS

FOOD VENDORS

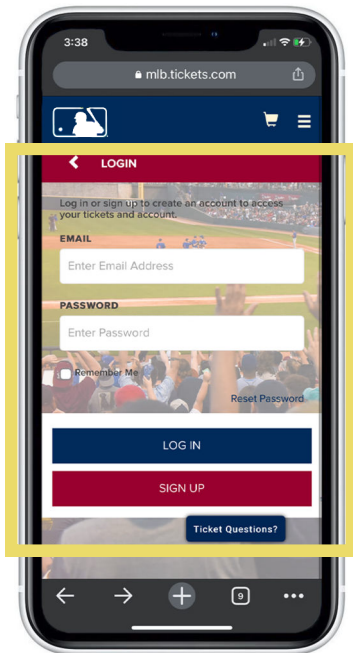
CHICK-FIL-A | PEPPER & SALT | KONA ICE
 JEREMIAH'S | RICONCITO DE TU CASA
 | FUNNEL CAKE | SMELLS LIKE FISH |
 | SPACE COAST TOTS |

PAYMENT TYPES

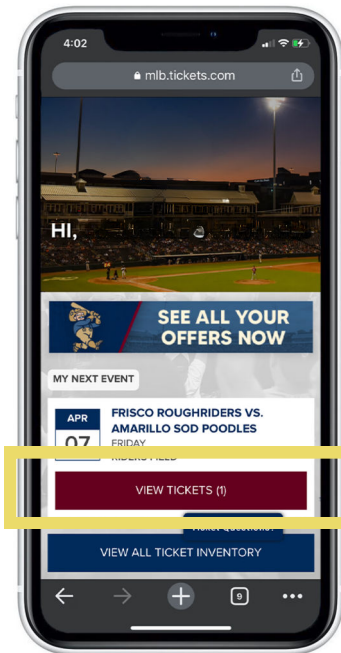
**TICKET SALES AND
 SELECT CONCESSIONS
 LOCATIONS ACCEPT
 CREDIT CARD ONLY.**

**SELECT CONCESSIONS
 LOCATIONS ACCEPT CASH.**

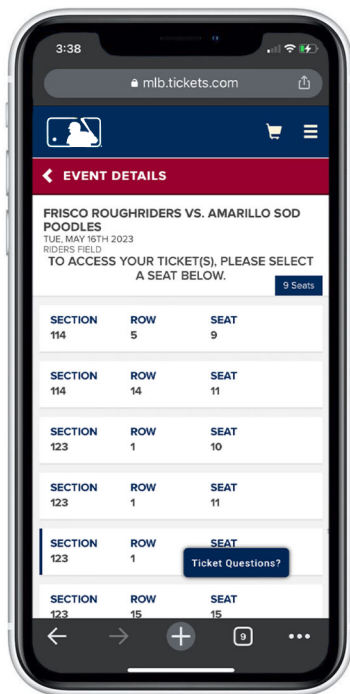
ACCESSING YOUR TICKETS



Step 1 - Click on the mlb.tickets.com link from your email confirmation on your mobile device and enter the email address and password associated with your MLB account. If you do not know the email address associated with your account, use the email you purchased your tickets with and tap Sign In/Up to set a password for the first time or Reset Password if you are unable to remember your password.



Step 2 - Once logged in to your account, tap 'VIEW TICKETS' for your next game or tap 'VIEW ALL TICKET INVENTORY' to view tickets for all future dates.

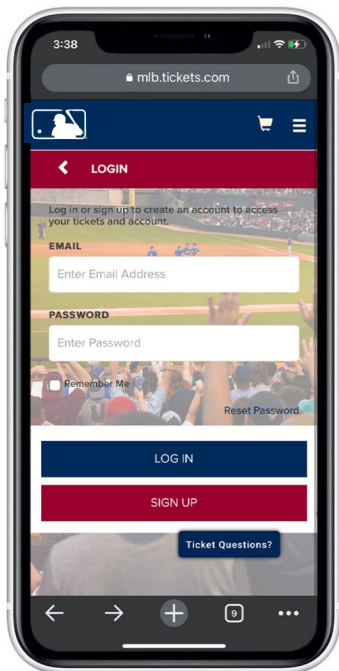


Step 3 - After selecting the date of the game you are attending, a list of tickets for that date will appear. Tap on the specific tickets to view the barcode.

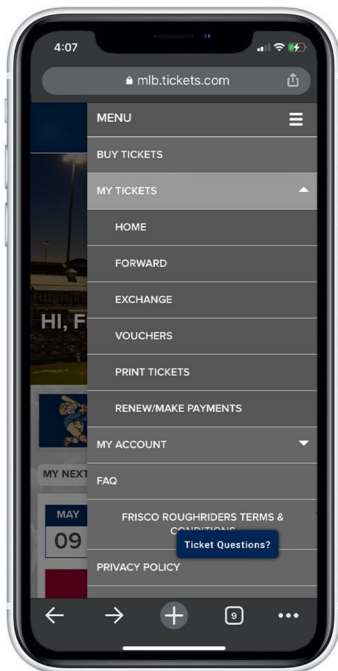


Step 4 - After selecting specific tickets, a barcode will appear. Please have this page visible on your phone when you approach the gate. Tap 'NEXT TICKET' to scan barcodes on any additional tickets you may have. We strongly recommend saving tickets to your Apple or Google wallet for quick retrieval on game days.

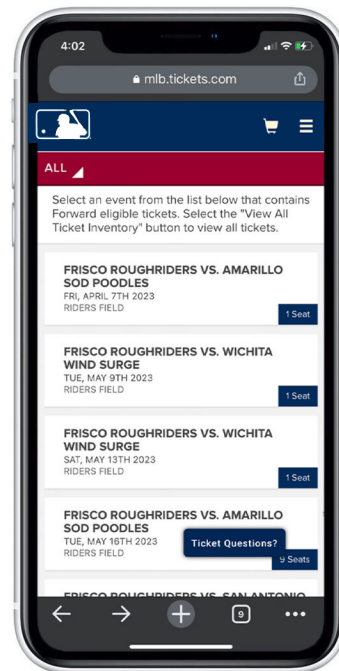
FORWARDING YOUR TICKETS



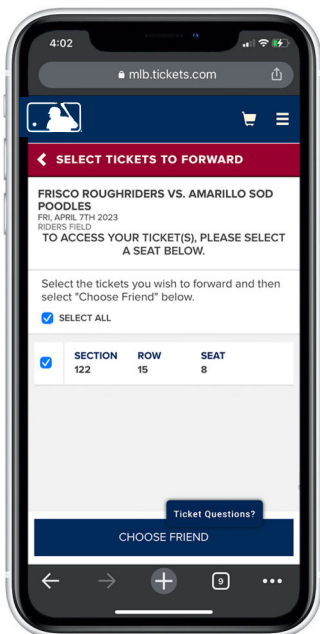
Step 1 - Click on the mlb.tickets.com link from your email confirmation on your mobile device and enter the email address and password associated with your MLB account. If you do not know the email address associated with your account, use the email you purchased your tickets with and tap Sign Up to set a password for the first time or Reset Password if you are unable to remember your password.



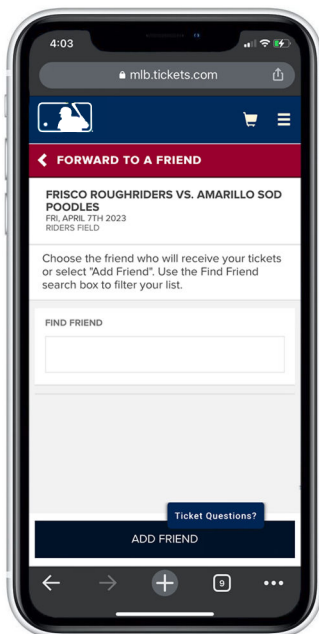
Step 2 - Once logged in to your account, tap the menu icon in the top right corner. You will then select the dropdown with the heading 'My Tickets,' and then select the 'FORWARD' option.



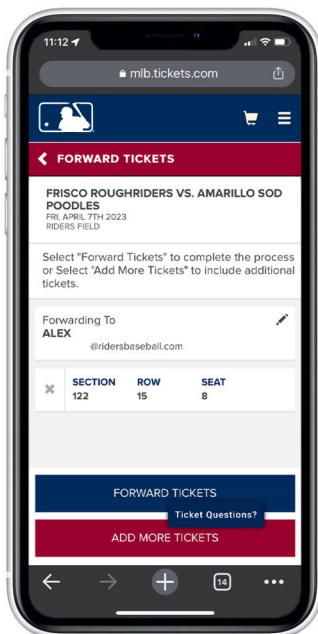
Step 3 - Select the game date you would like to forward.



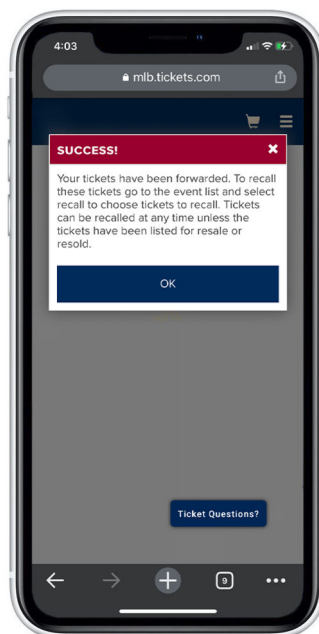
Step 4 - Select the tickets you would like to forward and click on the 'CHOOSE FRIEND' button at the bottom of the page.



Step 5 - Choose the friend who will receive your tickets or click 'ADD FRIEND' at the bottom of the screen to add a new friend.



Step 6 - Once you have selected a friend, hit the 'FORWARD TICKETS' button at the bottom of the page.



Step 7 - Once the tickets have been successfully forwarded, you will receive a 'SUCCESS' pop-up and a confirmation email. The patron you sent tickets to will also receive an email to accept the tickets.

ENTRY & STADIUM POLICIES

SECURITY SCREENING: All guests are required to be screened via metal detectors before entering. Metal detectors are located at all stadium gates.

TIME ALLOWANCE: JRTC management strongly urges all guests to budget additional time for entry.

PERSONAL ITEMS: Before proceeding through metal detectors, guests must remove cellphones, cameras, and any large metal objects from their pockets and place them in a small plastic container for visual inspection.

BAG RESTRICTIONS: All purses, diaper bags, tote, drawstring and messenger style bags that do not exceed 16" x 16" x 8" are permitted. Totally clear backpacks with no obscured interior pockets will also be permitted.

BELONGINGS: A guest's belongings will remain in their proximity throughout the screening process and can be retrieved at the end of the screening table after passing through the metal detector.

CLOTHING: Presently, the removal of belts, jackets, and shoes is not required.

ALL GUESTS SCREENED: All guests, including children, must be screened. Infants and toddlers may be carried through the metal detectors. Children able to walk may be asked to walk through on their own.

ALTERNATIVE SCREENING: Guests who choose not to or are unable to go through a walk-through metal detector may opt for a manual check with a hand-held metal detector or a physical pat-down.

FURTHER INSPECTION: If the device detects items requiring further inspection, guests will be directed to the side for a hand-held metal detector screening or physical pat-down.

PROHIBITED ITEMS: Any item or property that could affect the safety of the stadium, its occupants, or its property is not permitted.

JRTC DISCRETION: JRTC management reserves the right to prohibit or require removal of any items at its sole and absolute discretion.

DENIAL OF ENTRY: Any person that could affect the safety of the stadium, its occupants, or its property will be denied entry.

PROHIBITED ITEMS LIST: Prohibited items include, but are not limited to: outside food or beverages (One (1) sealed bottle of water 1 liter or smaller will be permitted), alcohol, weapons, drugs, large bags, hard-sided containers, laser pens, selfie sticks, professional camera and video equipment, drones, laptop computers, and any items deemed unsafe by Stadium management.

ENTRY & STADIUM POLICIES

STROLLERS: Baby strollers are permitted within the stadium; however, due to crowd capacities, strollers should not in any way inhibit general guest movement or block any aisle ways. Strollers are not available to rent.

ALCOHOL MANAGEMENT: No alcoholic beverages may be brought into or taken out of Holman Stadium. Florida state law prohibits the sale of alcoholic beverages to persons under the age of 21.

ANIMALS: No animals are allowed on Holman Stadium grounds with the exception of trained assist animals for our disabled guests.

CHILD ADMITTANCE: Children three and under are free to enter Holman Stadium without a ticket, however, the child must sit in a parent or guardian's lap. All other children must be accompanied by a parent or guardian.

ON-FIELD ACCESS: On-field access is limited to authorized personnel with the proper credentials prior to, during, and after the game. Spectators are not permitted on the field. Spectators also are not permitted to throw anything onto the field. Any unauthorized person on the field will be removed from the stadium and prosecuted accordingly.

UMBRELLA POLICY: For the safety and viewing enjoyment of all fans, umbrellas are permitted in the ballpark, but may not be open during play.

SMOKING POLICY: There is a no smoking (including cigars, e-cigarettes, vapors, etc.) in the seating area, VIP tent, kids zone, and grounds surrounding Holman Stadium. Smoking is only permitted in the designated smoking area on the south side of the stadium.

CODE OF CONDUCT

- Be courteous to other patrons. Do not disrupt other patrons with disrespectful, unruly, or hostile action or behavior. Inappropriate behavior should be reported to the nearest security officer or other staff member.
- Comply with requests from security or staff personnel regarding the complex's operations and emergency response procedures.
- Profanity, foul/abusive language, obscene gestures, fighting, and using physical force are prohibited.
- Obscene or indecent clothing is prohibited. Footwear is required at all times.
- Alcoholic beverages must be consumed in a responsible manner. Underage drinking, anyone who appears to be impaired by or under the influence of alcohol or a controlled substance may be denied entry or ejected from the complex.
- Interfering with the progress of the game, a ball in play, or throwing objects onto or entering the field is prohibited.
- All persons entering the complex are subject to reasonable search to protect the safety of the public and to ensure compliance with this Code of Conduct.
- All persons entering the complex will be expected to abide by all applicable federal, state, and local laws.